



Santee School District Mission/Vision/Beliefs Review, Refresh, Reimagine

December 11, 2018

On the Agenda



- ❑ Examine the student perspective on digital learning and workplace development
- ❑ Review/refine team vision and mission statements from Oct. 23
- ❑ Discuss our preferred option for Santee's 'refreshed' mission and vision statements

Industry Expert: Workplace Skills and the Future

Julie Evans

CEO, Project Tomorrow

Lead strategist and chief researcher, Speak Up Project

The Student Perspective on Digital Learning and Workplace Skill Development

Key research findings from the
Speak Up Project to inform today's discussion



Dr. Julie A. Evans
CEO, Project Tomorrow
December 11, 2018



About the Speak Up Project (www.tomorrow.org/speakup)

- Annual research project since 2003
- Uses online surveys + focus groups
- Facilitated 100% through schools and districts
- We design online surveys to collect feedback from your K-12 Students, Teachers, Parents, Administrators, and Community Members
- All K-12 schools – public, private, parochial, charter, virtual - are eligible to participate
- Project Tomorrow manages all data collection and reporting for you - 100% free service
- Schools get summary report with all locally collected data + state and national data for benchmarks



We share national data with federal, state and local policymakers to inform programs and funding

Big picture trends from our research ...

- Greater emphasis on students' global skill preparation for future success
- Value of personalized learning on the rise
- Interest and acceptance of new learning models
- Increasing criticality for Internet connectivity – at school and at home
- Learning is a 24/7 enterprise for students
- New expectations from parents – digital aspirations esp. for communications
- Strong desire to understand real outcomes from digital learning
- Digital learning is a metaphor today for education transformation



What should a district to insure that students are well prepared for the future?

District administrators' top 5 responses nationwide:

1. Enhance teacher effectiveness through professional learning
2. Integrate college and career ready skills into curriculum
3. Leverage digital tools, products and solutions more effectively
4. Increase STEM career exploration opportunities for students
5. Help administrators develop enhanced leadership skills



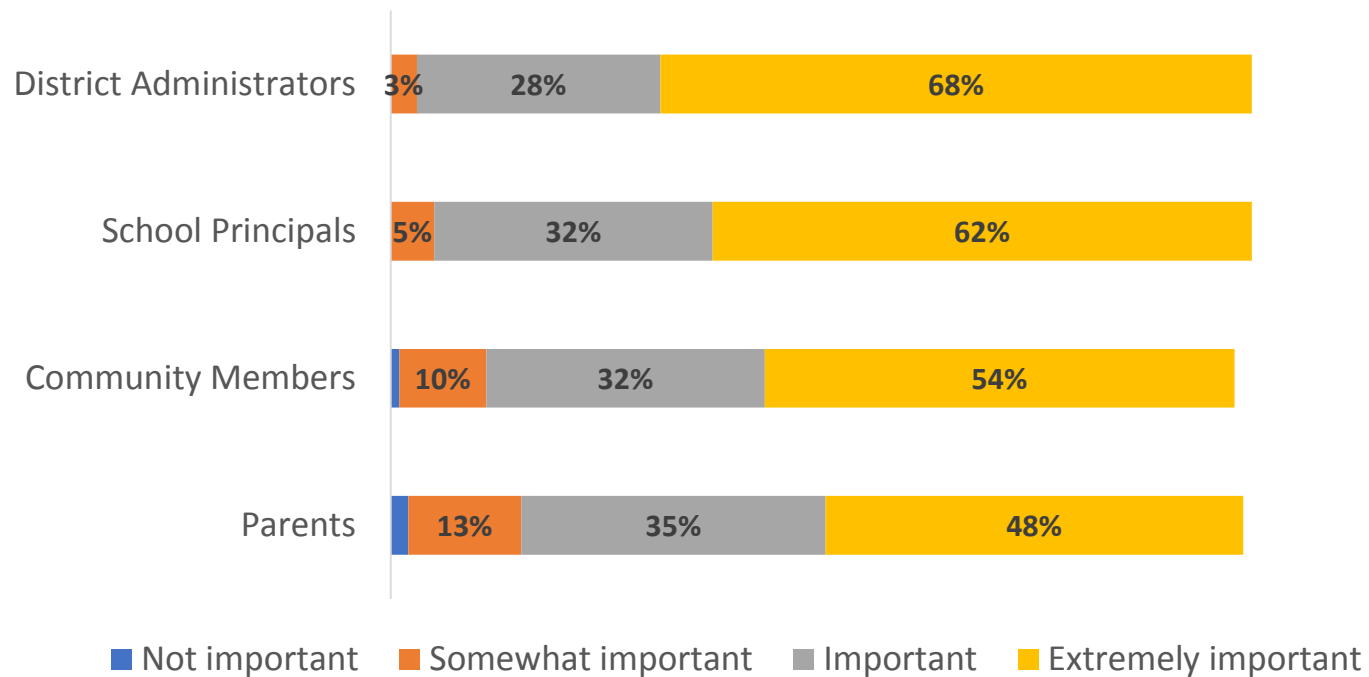
What college and career ready skills are most important?

Skills	District Admin	Parents	Community Members
Critical thinking and problem solving	92%	88%	79%
Working with diverse groups of people	91%	77%	75%
Teamwork and collaboration	88%	78%	69%
Creativity	74%	74%	67%
Technology skills	74%	74%	60%
Ability to work independently	76%	72%	73%
Effective written communications	69%	66%	57%
Leadership	64%	69%	55%

What are the best ways for students to develop those skills?

Method	District Admin	Parents	Community Members
Get work experience – internships	77%	78%	75%
Participate in project based learning	75%	59%	46%
Use technology within classes	72%	66%	52%
Be a school leader	69%	63%	57%
Work on group projects in class	63%	59%	49%
Be on a school team – sports or academic	56%	66%	51%
Use technology outside of school	47%	50%	42%

How important is the effective use of technology in school to this preparation?



What everyone should know about the student perspective on digital learning and workplace preparation

Focus on the San Diego County student perspective

Countdown
of 10 Top
Findings



Speak Up 2017 Participation

Survey Audience	# of Surveys Nationwide	# of Surveys San Diego County
K-12 Students	340,927	21,708
Teachers & Librarians	34,833	1,857
Parents	23,159	3,769
Administrators	3,249	222
Community Members	4,611	328

About schools and districts: 3,641 districts, 10,619 schools
29% urban, 34% rural, 37% suburban, 68% title 1 eligible



1



Student outcomes from using technology

What students really say are the impacts of digital learning

Better outcomes

- Better grades and test scores: 56% of Gr 6-8 students in San Diego County
- Collaborating more with other students: 53%

Skill development

- Developing creativity skills: 54%

Personalized learning environment

- I'm learning at my own pace: 56%
- I'm in control of my learning: 49%
- I understand what I am learning in class better: 48%
- This fits my learning style: 46%

Note: only 41% of our SD students report increased engagement as the biggest impact

Speak Up 2017 Research Findings: What everyone should know about ...



Student use of technology at school – what bugs them?

San Diego students report on the obstacles they face using tech for learning at school

1. Internet is too slow (60%)
2. Teachers limit our technology use (45%)
3. School blocks websites I need for schoolwork (40%)
4. Too many rules! (39%)
5. Can't use my own mobile device or my social media tools (31%)

In 2011, only 37% said this

In 2011, 45% said this

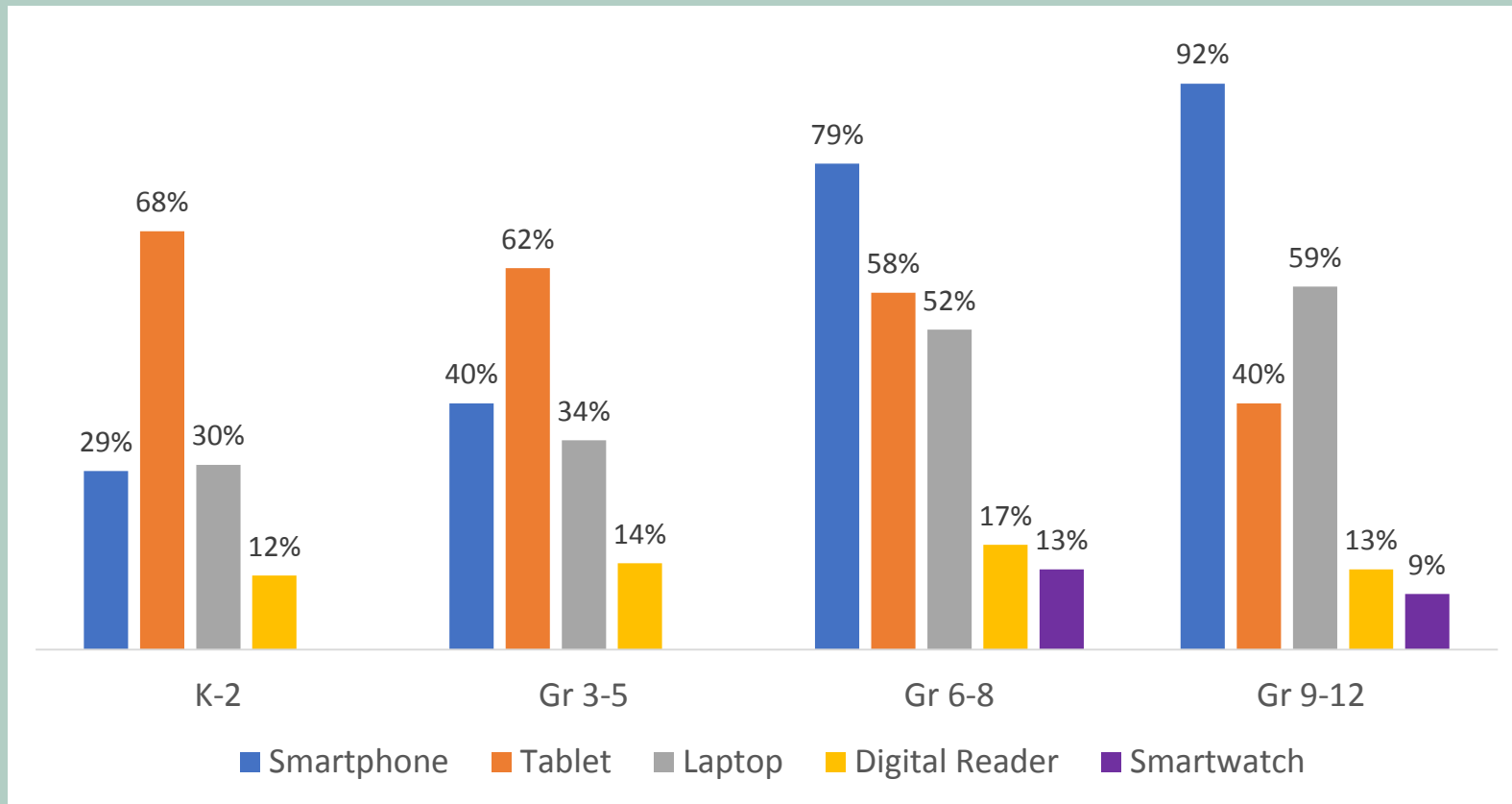
In 2011, 47% said this

Speak Up 2017 Research Findings: What everyone should know about ...



**Learning on the go –
anytime, anywhere**

What personal mobile devices do San Diego students have - not school provided?



What devices do you use at school?

San Diego Cty: 1:1 student assigned devices to use in school – laptops, tablets, Chromebooks



Gr 3-5: 7%
Gr 6-8: 15%
Gr 9-12: 19%



Gr 3-5: 41%
Gr 6-8: 10%
Gr 9-12: 3%



Gr 3-5: 55%
Gr 6-8: 77%
Gr 9-12: 60%

71% of Gr 9-12 students say they use their own mobile device at school

How are students using mobile devices for learning?

Teacher-directed activities:

- Do Internet research
- Play education games
- Take online tests
- Creating docs to share
- Work on projects w/classmates
- Read online articles
- Use online textbooks

Student self-directed activities:

- ✓ Check grades
- ✓ Look up class info
- ✓ Using online dictionary
- ✓ Email teacher w/questions
- ✓ Take notes
- ✓ Receive reminders re tests, projects
- ✓ Watch videos to support learning

Speak Up 2017 Research Findings: What everyone should know about ...



Fully online classes – sign me up!

San Diego Gr 6-8 students' wish list:

1. Science (48%)
2. Math (47%)
3. College Prep/Study Skills (39%)
4. Computer Science/Coding (39%)
5. World Language (38%)
6. Social Studies/History (37%)
7. English (30%)

**What subject
would you like
to take as a fully
online class?**

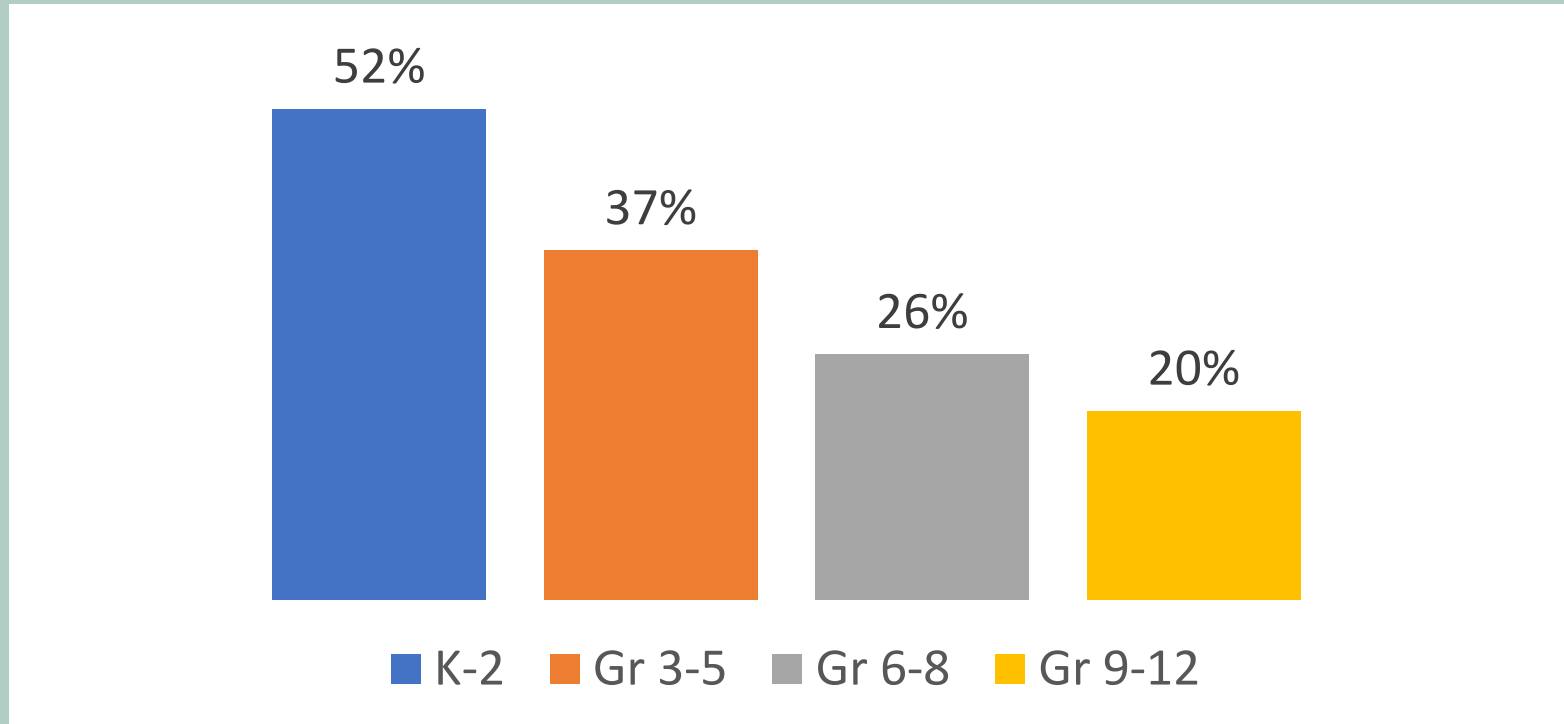
5

**Pixel vs paper –
reading preferences**



A pixel preference for reading:

What % of San Diego County students say they would prefer to read digitally?








Speak Up 2017 Research Findings: What everyone should know about ...

6



Social media – connecting, collaborating, learning

What social media tools are high school students using?

Selected tools		Rarely/never use		Use all the time	
		Girls	Boys	Girls	Boys
Facebook		54%	61%	18%	13%
Instagram		18%	29%	47%	34%
Snapchat		15%	26%	61%	44%
Twitter		60%	65%	17%	12%
YouTube		10%	7%	48%	59%

Influence of social media and online interactions

“I have stronger personal relationships because of my use of social media”

42% of high school girls

35% of high school boys

“I worry that I sometimes spend too much time online with my social media”

31% of high school girls

18% of high school boys

“I know how to detect bias or opinions in the information I read online”

43% of high school girls

41% of high school boys

“I know how to evaluate the accuracy of information I find online”

38% of high school girls

38% of high school boys

Speak Up 2017 Research Findings: What everyone should know about ...



Digital citizenry development in school

Students report on what they are explicitly learning in school

What types of digital citizenship are you learning in school?

Highest ranked types:

- ✓ How to be safe online
- ✓ How to use technology appropriately for learning purposes
- ✓ What are appropriate online behaviors

Lowest ranked types:

- ✓ Ethical/lawful use of technology
- ✓ Digital equity considerations
- ✓ How to be an effective consumer in an online society
- ✓ Appreciating the digital rights of others

San Diego County:

73% of Gr 6-8 students say they are learning how to be safe online

Only 1/3 say they are learning about the ethics of tech usage

Who has the biggest influence on what students learn about digital citizenship?

Biggest influencer	San Diego County Gr 6-8 Students say:	San Diego County Gr 9-12 Students say:
Parent	59%	49%
Teacher	58%	38%
Self	38%	48%

Note: Who should have the biggest influence?

- ✓ **95% of SD Cty school principals say “the classroom teacher”**
- ✓ **91% of SD Cty parents say “the parents”**



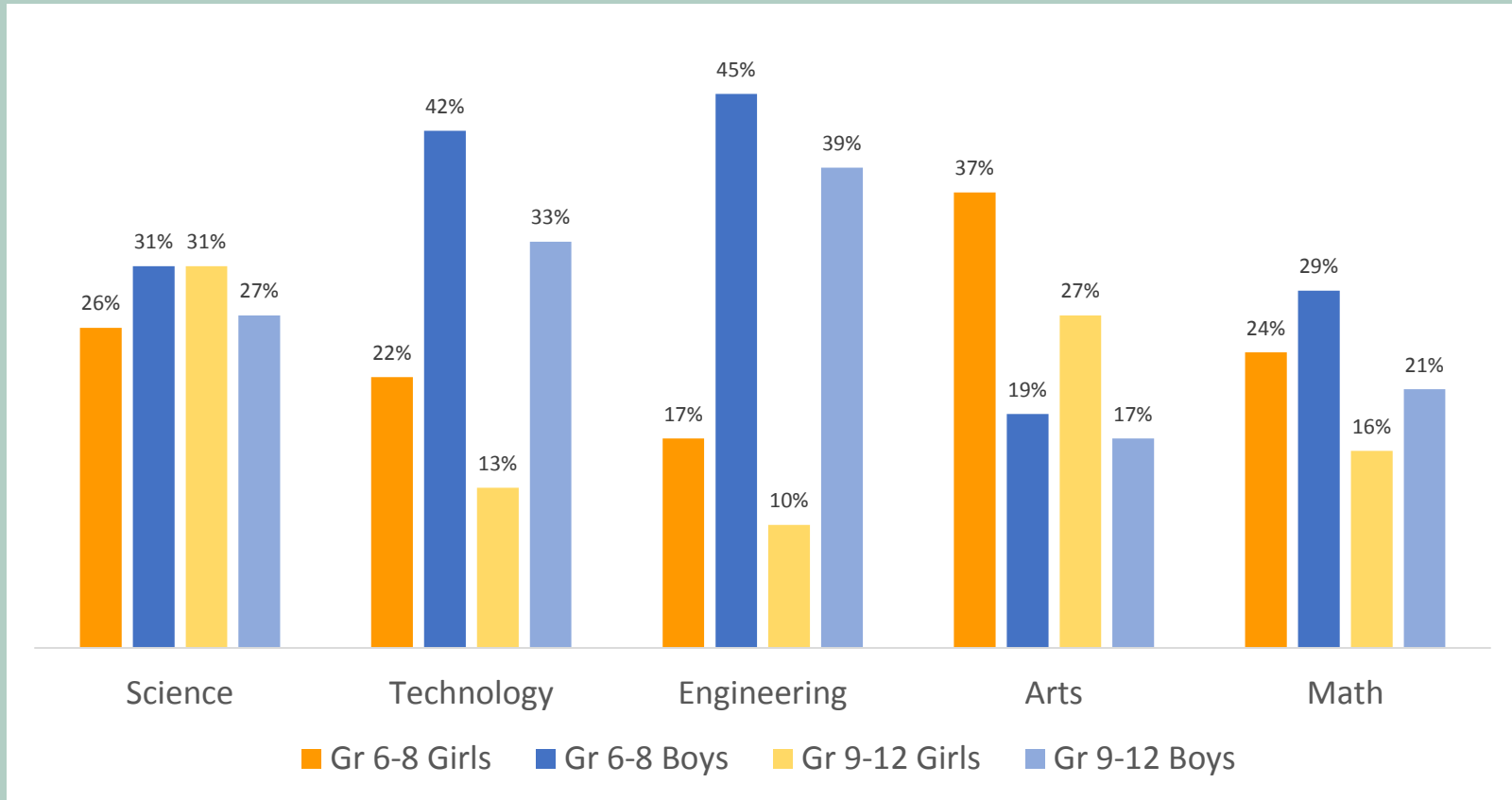
Speak Up 2017 Research Findings: What everyone should know about ...

8



Interest in STEAM careers and coding

Who says they are “very interested” in a STEAM career for their future?



Who wants to learn how to code?

60% of girls in grades 6-8 and 50% of girls in grades 9-12 say they are interested in learning how to code

- *But their level of interest is still less than their male peers*
- *And that level of interest is half as intense as their male peers*

	Gr 6-8 Girls	Gr 6-8 Boys	Gr 9-12 Girls	Gr 9-12 Boys
Very interested	18%	31%	13%	25%
Somewhat interested	42%	38%	37%	40%
Total interest	60%	69%	50%	65%



Speak Up 2017 Research Findings: What everyone should know about ...



**Career preparation:
Goodbye, summer camp! Hello, online video!**

How do San Diego students want to learn about future careers?

Declining interest in

Going to summer camp (33%)

After school programs (28%)

Participating in competitions (27%)

Rising interest in

Through work experience (74%)

Field trips to companies (53%)

Career pros as teachers (49%)

Watching a video about jobs (41%)

Teachers w/industry experience (40%)

Taking an online quiz re: abilities (38%)

Playing an online game (37%)

Taking an online class (34%)

Follow experts on social media (31%)

How do students want to become prepared for the world of work?



- Using technology purposely
- Creating, making, inventing
- In a real world setting – not a hypothetical environment
- Tapping into digital tools and media
- Through self-directed and personalized learning that is honored by educators

Speak Up 2017 Research Findings: What everyone should know about ...



Technology x learning = my future

San Diego County students like learning!

I like learning how to do things – 72%

I like learning how to build or make things – 64%

I like learning about new ideas – 61%

Learning how to use technology is an important skill for my future – 51%



I use technology more outside of school for learning than in school – 56% of our Gr 6-8 students

Speak Up 2017 Research Findings: What everyone should know about ...



Today's students have their own vision for learning that is based upon these three components:

- *Learning that is socially-based*
- *Learning that is un-tethered*
- *Learning that is digitally-rich*

Speak Up 2017 Research Findings: What everyone should know about ...



Today's students have their own vision for learning that is based upon these three components:

- ***Learning that is socially-based***
- ***Learning that is un-tethered***
- ***Learning that is digitally-rich***

What can we do to address this vision in our future plans?

The Student Perspective on Digital Learning and Workplace Skill Development

Key research findings from the
Speak Up Project to inform today's discussion

Thank you for inviting me today!

Dr. Julie A. Evans
CEO, Project Tomorrow
JEvans@tomorrow.org
949-609-4660
@JulieEvans_PT



Mission

REFRESH

Reimagine the

VISION

Consider the student perspectives shared by Dr. Evans. Based on what was discussed/learned, focus on the following group activities:

1. Review the vision statements your team developed at our last meeting. Make any adjustments to your vision statement.
2. Review your team's mission statement rankings. Draft/refine a mission statement.



**NEXT STEPS:
Graduate
Profile**

January 8

